

# LET'S DRAW FROGGY


ALONG WITH FRANK REMKIEWICZ




FIRST DRAW 2 HUMPS  
JOINED TOGETHER. THEY WILL  
BE HIS EYE HUMPS.



THEN DRAW HIS LONG  
BEAKY NOSE. START AT  
ONE HUMP AND MAKE IT GO  
ALMOST ALL THE WAY TO THE OTHER.




HIS MOUTH IS ANOTHER  
BEAKY SHAPE UNDER THE  
FIRST ONE.



NOW HIS CHEEK. START AT  
THE BOTTOM OF THE FIRST EYE  
HUMP AND CURVE THE LINE  
ALL THE WAY TO THE END OF HIS MOUTH.



NOW HIS EYES! THEY GO  
INSIDE THE EYE HUMPS. THEY  
ARE EGG SHAPED OVALS.



NOW TWO SMALL ROUND BLACK  
EYEBALLS. YOUR FROGGY CAN BE  
LOOKING BACK LIKE MINE OR  
FORWARD OR UP OR DOWN. ADD  
A LITTLE POINTY TONGUE AND  
YOU ARE ALL DONE!